



The Leader in Digital Solutions

Guide for the H3C Overseas Online Partnership Application (Dec 2020)

Only Two Steps Needed



The Leader in Digital Solutions

Step1

- Create Your Partner Account

Step2

- Company Information
- Compliance Questionnaire (DDQ)
- Partnership Agreement

- ✓ All materials can be filled in and submitted **at one time without any approval** between the two steps
- ✓ All materials are mostly simplified, which allows 30mins to complete

Tier 2 Partner Online Registration System



The Leader in Digital Solutions



Become an H3C Partner



T1 Partnership Application

Send the [H3C Overseas Partnership Application Form](#) to intlbusiness@h3c.com to apply to be an Authorized Distributor and Advanced Certified Partner Distributor. Our team will contact you to start our partnership journey.

T2 Partnership Application

Apply for the (Advanced) Certified Partner online.

[Apply For The \(Advanced\) Certified Partner](#) →



Entrance Access:
<http://www.h3c.com/en/>

Overseas T2 channel
online registration

Step1: Create Your Company Account




The Leader in Digital Solutions

Log In

User H3C Employee H3C Partner

User ID _____

Password _____

Verification Code _____ 

Remember me [Forgot your Password?](#)

Log In

[Don't have an account? Register](#)



- * **Company name:**
Please fill in the legally complete company name

- * **Business territory for partnership authorization:**
Please select a country

- * **Name:**
Partnership application contact for the following application issues

- * **Title:**

- * **Work email address:**
Please enter your work email address with company's official suffix
This email address will be assigned as the admin of partnership user ID.

- * **Telephone number:**


Cellphone number:

- This step only needs basic information to generate company account.
- You' ll receive an email contains activation link and your company account & password to log in the step2.

Activation Email



The Leader in Digital Solutions



Dear Partner

Thank you for applying to start our partnership. We will inform you the updates through this email address.

Please click [this](#) to activate your account and proces the next step:

Here is the partnership user ID generated for you company.Please log in to continue the application process.This account will have access to the channel resources in the further cooperation.

Partnership User ID:

Password:

(Password Admin: The password can be changed or retrieved via your company account administrator email.)

Should you have any questions,please feel free to contact us.

Copyright © New H3C Technologies Co., Ltd. All Rights Reserved.

If you want to learn more about H3C, please visit H3C website:
<http://www.h3c.com/en/>

The partnership User ID generated for your company will be sent by activation email together. This account will have the access to continue the partnership application and obtain the channel resources in the further cooperation. Please well keep it.

Log in Step2



The Leader in Digital Solutions



The user has been activated.

Go to login



Login with the company partnership account to complete step2.

Log In

User H3C Employee **H3C Partner**

User ID _____

Password _____

Verification Code _____ **3800**

Remember me [Forgot your Password?](#)

Log In

[Don't have an account? Register](#)

Step2: Company Information Introduce

The diagram shows a three-step process flow:

- Company Information Details** (Red arrow)
- Compliance Questionnaire** (Grey arrow)
- Partnership Agreement** (Grey arrow)

Company Information (All contents must be filled in English, otherwise registration cannot be successfully completed.) >

Partner Contacts (The same person in different roles is acceptable) >

Upload Legal Business Qualifications/Certificates (Under 10M each, a business license of legal entity is the basic requirement while others are optional.) >

[View Non-Disclosure Agreement](#)
 We have read and fully understood the articles of the Non-Disclosure Agreement. With our sole discretion, we voluntarily enter into this agreement with H3C TECHNOLOGIES CO., LTD., and accept the legally-binding force thereof.

Save Next

- There are 3 parts in step2— **company information details, compliance questionnaire, and partnership agreement**
- Each part can be saved as draft in case you cannot submit all at one time

Step2: Compliance Questionnaire Introduce



The Leader in Digital Solutions

Become an H3C Partner



1. Does your company have fewer than 5 employees?

Yes No

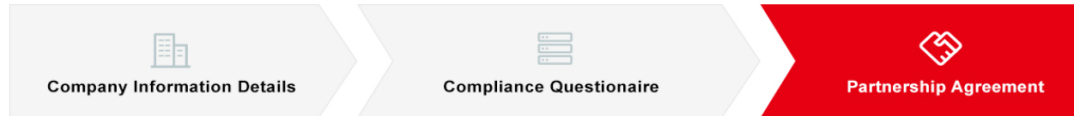
- This part has only 12 single choice questions, you just have to answer them according to the actual situation of company.
- If you have any questions, please email H3C_Compliance@h3c.com for consultation.

Step2: Partnership Agreement Introduce



The Leader in Digital Solutions

Become an H3C Partner



Please continue the following process by signing the Online Agreement. The following information will be required: fill in the blanks and then create the agreement. If you have any queries during the process, you can contact intlbusiness@h3c.com for support.

Generate the Agreement

Company Information

Authorization

Declaration of Consent

Partner's Bank Details

Previous

Save

Submit

- The last part can automatically synchronize the information filled in the previous pages. Please directly generate the online partnership agreement.



Successfully Submitted



Successfully Submitted

All the materials have been successfully submitted. We will respond to your registration within 15 working days. You should receive an email notification of the result and the category of partnership granted by H3C after a comprehensive review.

Need Help ?

For help or any other questions, please email intlbusiness@h3c.com.

- Once you have successfully submitted the step2, H3C will start the evaluation process immediately, and will respond to you within 15 working days.



Partner Self-service Page

Company Name	Canon.Co
Partnership Application Status	Under The Compliance Approval Process
Partnership Authorization Certificate	Download the Certificate
Partnership Category	Advanced Certified Partner (ACP)

- Log in with your company account issued in the activation email, you may track the partnership process at any time.
- When the registration has been approved, you will be informed from intlbusiness@h3c.com to download the partnership certificate.



Should you have any questions during the whole process,
please contact intlbusiness@h3c.com for support.

Thanks!